

1 2 3 4 5 6 7 8 9 10

A

B

C

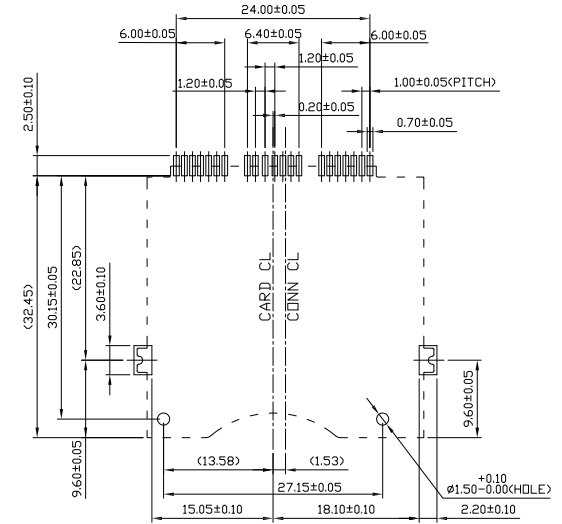
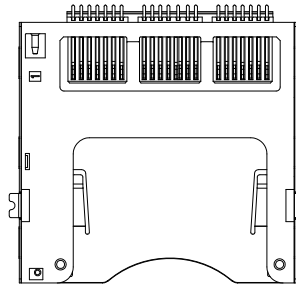
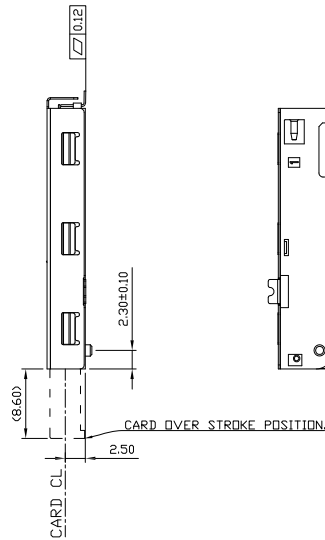
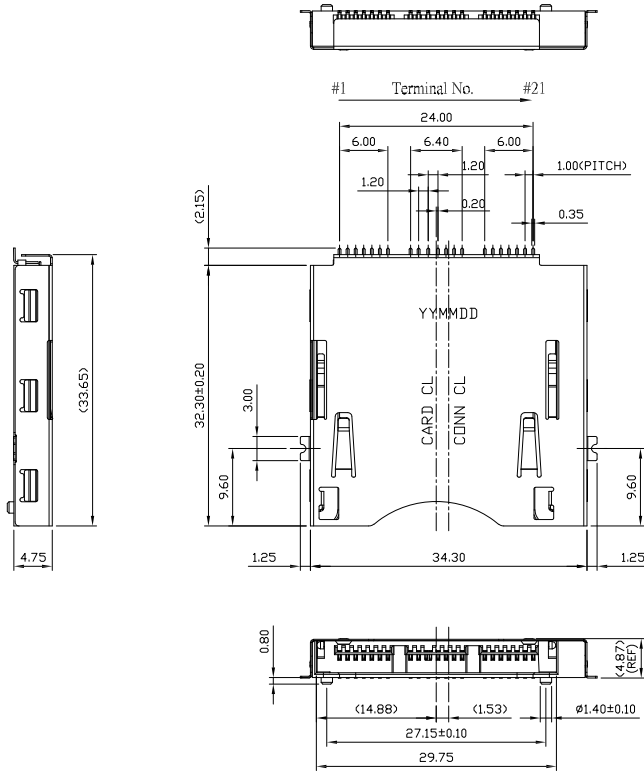
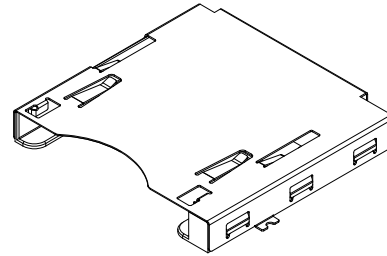
D

E

F

NOTES: 1. MATERIAL:

- 1-1 Housing : Engineering plastic + LCP with G.F reinforced + black per UL 94V-0 rate.
- 1-2 Terminal : Phosphor Bronze + per JIS 5191 + 0.2t
- 1-3 Metal cover : Stainless steel sheet SUS304 + 0.2t.
- 2.PLATING: Solder zone: 0.381  $\mu$ m (15  $\mu$ " ) gold plating in contact area.  
2.54  $\mu$ m (100  $\mu$ " ) matte Tin, 1.27  $\mu$ m (50  $\mu$ " ) min. Nickel underplating over all.
- 3.RoHS compliant products.
- 4.OPERATING TEMPERATURE: -40°C~+85°C
- 5.ELECTRONICAL SPECIFICATION:  
CURRENT : DC 0.5A  
VOLTAGE : DC 5V  
D.W. VOLTAGE : AC 500Vrms/min.



Pin Assignment

Pin No.	Signal
21	GND
20	PETp0
19	PETn0
18	GND
17	PERp0
16	PERn0
15	GND
14	REFCLK+
13	REFCLK-
12	INS#
11	CLKREQ#
10	+3.3V
9	PERST#
8	Reserved
7	Reserved
6	PETp1
5	PETn1
4	GND
3	PERp1
2	PERn1
1	GND

PROPRIETARY NOTE:

This document contains confidential information and proprietary to Rego Electronics and shall not be reproduced or disclosed to other documents or used for any purpose other than that for which was obtained without the expressed written consent of Rego Electronics.

.X ± 0.30	APPROVED: Chris
.XX ± 0.20	CHECKED: Andy
.XXX ± 0.15	DRAWN: Vic
X* ± 3*	

UNITS: mm	SCALE: NONE
-----------	-------------

APPROVED: Chris  
CHECKED: Andy  
DRAWN: Vic

TITLE: CF EXPRESS HOST CONNECTOR MANUAL TYPE

PART NO: 821101-1120020

SHEET: 1 OF 1

B	24.3.2021
REV	DATE

1 2 3 4 5 6 7 8 9 10